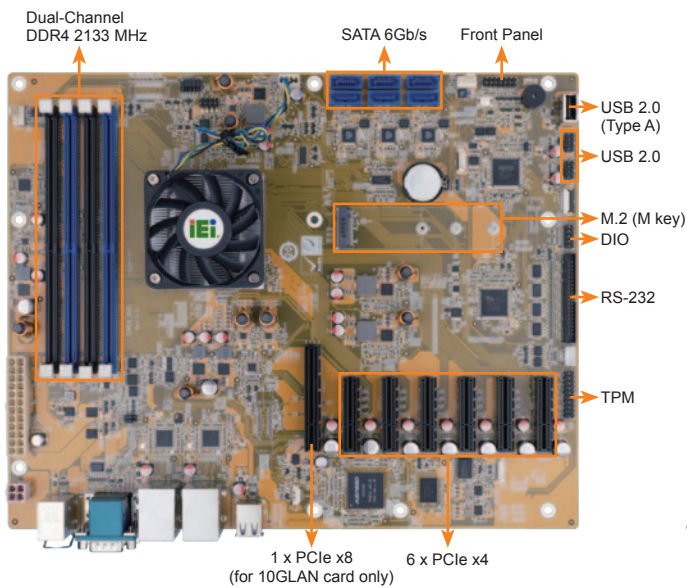


IMBA-BDE

ATX Motherboard supports 14nm Intel® Xeon® D1500 family, DDR4, VGA, Dual Intel® GbE/ Dual Intel® 10GbE, Four USB 3.0, Six SATA 6Gb/s, HD Audio, IPMI 2.0 and RoHS




High speed 10GbE add on card support


Preliminary

Integrated 10GbE LAN Interface

10GbE LAN card meets customer demand for high-speed internet



10GLAN-BDE



Specifications

- ◆ CPU
Intel® Xeon processor D-1500 product family
- ◆ Memory
2 x 288-pin 2133 MHz dual-channel DDR4 UDIMM supported (system max. 128GB)
- ◆ BIOS
UEFI BIOS
- ◆ Ethernet
LAN1&2: Intel® X557-AT2 (Optional)
LAN3: Intel® I210-AT PCIe controller
LAN4: Intel® I211-AT PCIe controller
- ◆ Display Output
VGA via AST 2400
- ◆ Audio
Realtek ALC662 HD Audio codec support 5.1-channel, Front Audio (2x 5 pin)
- ◆ External I/O Interface
1 x KB/MS
1 x RS-232
2 x USB 2.0
4 x USB 3.0
- ◆ Internal I/O Interface
1 x PS/2
1 x SATA DOM connector
4 x SATA 6Gb/s
1 x RS232/RS-422/485 (2x5 pin, P=2.54)
4 x RS-232 (2x5 pin, P=2.54)
4 x USB 2.0 (2x4 pin, P=2.54), 1 x USB2.0 (Type A)
- ◆ Front Panel
1 x Front_Panel (2x7 pin, Power LED, HDD LED, Speaker, Power Button, Reset Button)
- ◆ LAN LED
2 x LAN LED (1x2 pin)
- ◆ TPM
1 x TPM connector (2x10 pin)
- ◆ SMBus
1 x SMBus (1x4 pin)
- ◆ I²C
1 x I²C (1x4 pin)
- ◆ Expansion
1 x 10GbE LAN card slot
1 x M.2 connector (M key)
1 x PCIE x4 Gen 2
5 x PCIE x4 Gen 3
- ◆ Watchdog Timer
Software Programmable supports 1~255 sec. system reset
- ◆ Digital I/O
1 x 8-bit digital I/O (2x5 pin)
- ◆ Fan Connector
1 x CPU smart fan (1x4 pin)
1 x System smart fan (1x4 pin)
- ◆ Power Supply
AT Power Supply
- ◆ Power Consumption
TBD
- ◆ Operating Temperature
-20°C ~ 60°C
- ◆ Operating Humidity
5% ~ 95%, non-condensing
- ◆ Dimension
244mm x 305mm
- ◆ Weight
GW:1200g, NW: 700g



Features

- Intel® Xeon processor D-1500 product family
- Dual-channel DDR4-2133 up to 128GB (ECC SODIMM, UDIMM, RDIMM)
- Intel® 10 GbE supported
- Support PCI-Express generation 3.0 at 8GT/s I/O bandwidth
- High speed interface for USB 3.0 and SATA 6Gb/s
- IEI Jumper-less function
- IEI One Key Recovery solution allows you to create rapid OS backup and recovery
- Support IPMI 2.0 via iRIS-2400 module

Packing List

1 x IMBA-BDE-R10
1 x I/O shielding
2 x SATA cable
1 x Utility CD
1 x QIG
1 x One key recovery CD

Ordering Information

Part No.	Description
IMBA-BDE-R10	ATX Motherboard supports 14nm Intel® Xeon® D1500 family, DDR4, VGA, Dual Intel® GbE/ Dual Intel® 10GbE, four USB 3.0, six SATA 6Gb/s, HD Audio, IPMI 2.0 and RoHS
10GLAN-BDE-R10	10 GbE LAN card, dual port support, RoHS
19800-000049-RS	LPT cable
19800-000051-RS	RS-232 cable, 230mm
19800-000075-RS	6-pin header PS/2 KB/MS Y-cable with bracket, 220mm
19800-003100-200-RS	Dual Ports USB Cable with Bracket
32006-000300-100-RS	Male PS/2 KB/MS Y-cable w/o bracket, 12cm(KB)+14cm(MS)
32102-000100-200-RS	SATA Power Cable
32200-074800-RS	RS-422/485 cable, 200mm
TPM-IN01-R11	20-pin INFINEON TPM module, SW management tool, Firmware V3.17