



BOXER-6845-BTL

Compact Embedded Computer with Intel® Core™ processors Series 2

BOXER-6845-BTL-A1



BOXER-6845-BTL-A2



Features

- Intel® Core™ processors Series 2, TDP Max. 65W
- Compact 150mm x 270mm x 225mm Size
- DDR5 SODIMM x 2, up to 64GB (ECC Support)
- SATA Drive Bay x 2 & M.2 2280 M-Key x 2(Support RAID 0/1)
- M.2 3052 B-Key x 2
- Wide 12V-24V DC Input Range with Protection Circuit
- Wide -20°C-45°C Operating Temperature
- Riser Card Expansion: PCIe [x16] + PCIe [x4] / PCIe [x4] + PCI x 1
- NVIDIA RTX PRO 4000 Blackwell SFF Graphics Card Support
- TPM 2.0 Onboard



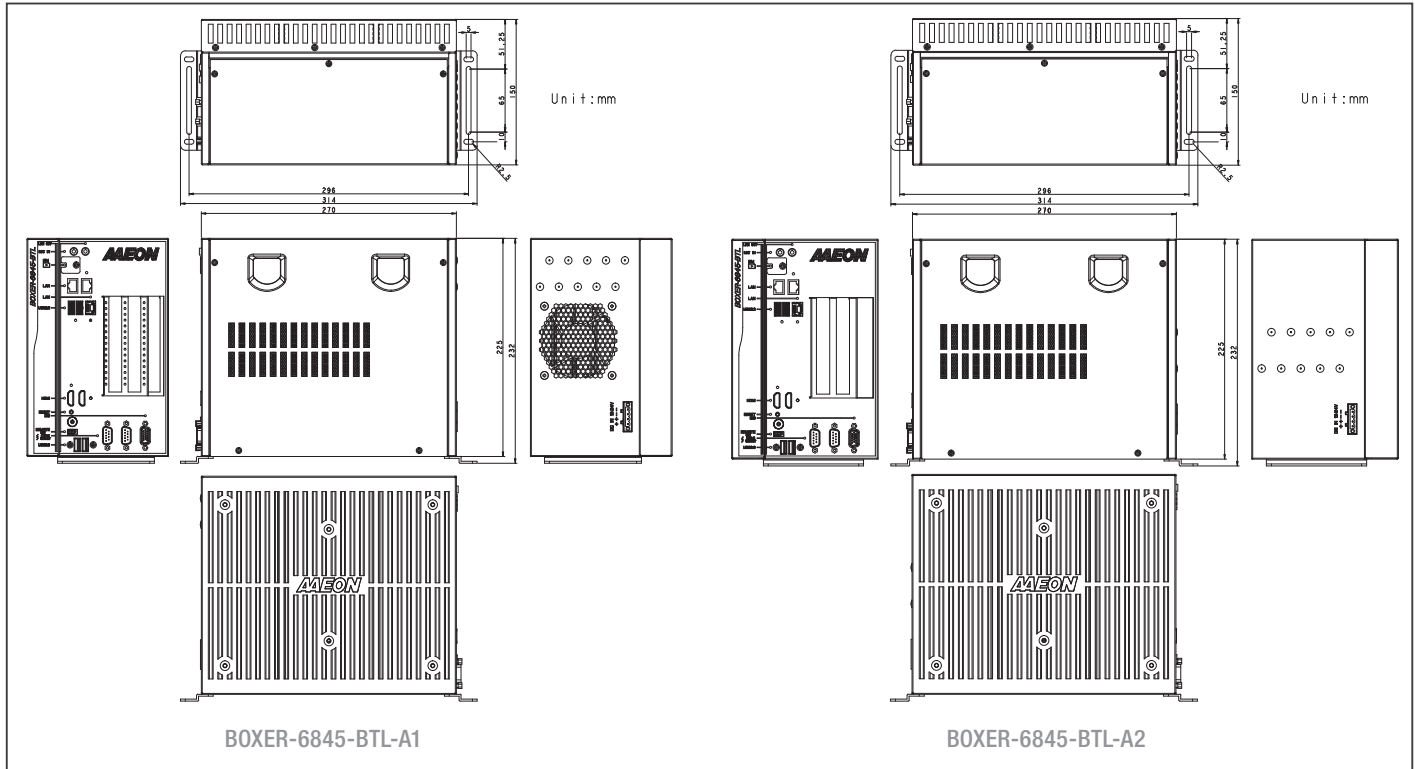
Specifications

System	
CPU	Intel® Core™ processors Series 2 (formerly Bartlett Lake), TDP Max. 65W: Intel® Core™ 7 Processor 251E, Intel® Core™ 7 Processor 251TE, Intel® Core™ 5 Processor 221E, Intel® Core™ 5 Processor 221TE, Intel® Core™ 5 Processor 211E, Intel® Core™ 5 Processor 211TE, Intel® Core™ 3 Processor 201TE
Chipset	Intel® W680 Chipset
System Memory	DDR5 SODIMM Slot x 2, up to 64GB (Un-buffered ECC / Non-ECC)
Display Interface	HDMI x 2 (Lockable)
Storage Device	2.5" SATA Drive Bay x 2 M.2 2280 M-Key x 2 (NVMe) (Support RAID 0/1)
Ethernet	Lockable RJ-45 x 3 for GbE LAN
I/O	USB 3.2 (10Gbps) x 2 USB 2.0 x 2 DB-9 for RS-232/422/485 x 2 Mic-in x 1 Line-out x 1 DB-15 for DIO 8-bit x 1 Remote Power Switch x 1 Power Button with LED Indicator x 1 Reset Button x 1 Antenna Opening x 10
Expansion	M.2 2230 E-Key x 1 (Wi-Fi) M.2 3052 B-Key x 1 w/ Front Access Nano SIM Slot (LTE/5G) M.2 3052 B-Key x 1 (PCIe [x1] + USB 3) Front Access Nano SIM Slot x 1 with cover Optional OOB function (by request) Riser Card Expansion: A1 SKU: PCIe [x16] + PCIe [x4] Total share 150W by power cable Max. GPU card power consumption: 150W Max. GPU card length: 221mm A2 SKU: PCIe [x4] + PCI x 1
Indicator	System Power
OS Support	Windows® 10 IoT 2021 LTSC Windows® 11 IoT LTSC Linux Ubuntu 24.04
Power Supply	
Power Requirement	12V-24V 4-pin DC Terminal Block Connector with protection circuit
Mechanical	
Mounting	Wallmount
Dimensions	5.9" x 10.6" x 8.8" (150mm x 270mm x 225mm) without brackets
Gross Weight	18.1 lb (8.2 Kg)
Net Weight	14.3 lb (6.5 Kg)
Environmental	
Operating Temperature	-4°F ~113°F (-20°C ~ 45°C) with 0.7 m/s airflow(with industrial wide temp. SSD/RAM, without add-on card)
Storage Temperature	-40°F ~ 176°F (-40°C ~ 80°C)
Storage Humidity	5 ~ 95% @ 40°C, non-condensing
Anti-Vibration	3 Grms/ 5 ~ 500Hz/ operation (with SSD)
Anti-Shock	50G @ wallmount, half sine, 11 ms duration (with SSD)
Certification	CE/FCC Class A



Dimension

Unit: mm



Ordering Information

Part Number	CPU	PCH	LAN	Fan	USB	RS-232/422/485	Digital I/O	Audio	Storage	Display	Expansion	Mounting	Power	Operation Temp.
BOXER-6845-BTL-A1-1010	—	Intel® W680 Chipset	3	Fan	USB 3.2 Gen 2 x 2 USB 2.0 x 2	2	8-bit	Mic-in x 1 Line-out x 1	2.5" SATA Drive Bay x 2 M.2 2280 M-Key x 2 (Support RAID 0/1)	HDMI x 2	M.2 2230 E-Key x 1 M.2 3052 B-Key w/ SIM x 1 M.2 3052 B-Key w/o SIM x 1 M.2 2280 M-key x 2 PCIe [x16] x 1, PCIe [x4] x 1	Wallmount	12-24V DC in	-20°C ~ 45°C with 0.7 m/s airflow
BOXER-6845-BTL-A2-1010	—	Intel® W680 Chipset	3	Fanless	USB 3.2 Gen 2 x 2 USB 2.0 x 2	2	8-bit	Mic-in x 1 Line-out x 1	2.5" SATA Drive Bay x 2 M.2 2280 M-Key x 2 (Support RAID 0/1)	HDMI x 2	M.2 2230 E-Key x 1 M.2 3052 B-Key w/ SIM x 1 M.2 3052 B-Key w/o SIM x 1 M.2 2280 M-key x 2 PCIe [x4] x 1, PCI x 1	Wallmount	12-24V DC in	-20°C ~ 45°C with 0.7 m/s airflow

Packing List

- BOXER-6845-BTL
- Wallmount Bracket x 2
- 4-pin Terminal Block Connector x 1 (for DC input)
- Thermal Pad Package x 1
- Screw Package x 1
- Remote ON/OFF Connector x 1
- 8-pin to 8-pin Graphics Card Power Cable x 1 (A1 model only)

Optional Accessories

- 170X001024
Power Cord (European Type)
- 170X000799
Power Cord (US type)
- 170X000803
Power Cord (Japanese Type)
- 1255X00118
240W AC to DC Power Adapter