




# SAVEO-EMB-S12D

## Quick Setup Guide



## Command Barcodes

Scanning the **Enter Setup** Code can enable the engine to enter the setup mode. Then you can scan a number of command codes to configure your scanner. To exit the setup mode, scan the **Exit Setup** code.



Enter Setup



Exit Setup

### Important Notes:

All configurations need to go through below steps except Factory Defaults. Scan "Enter Setup" → "Command Barcode" → "Exit Setup"

## Restore Factory Default Configuration



Restore Factory Default Configuration



Enter Configuration



Exit Configuration

## Scanning Mode

### Trigger Mode (Default)

Scanning this bar code will enable the scanner to enter manual trigger mode.



\*\*Trigger Mode

### Auto Sense Mode

Scanning this bar code will enable the scanner to enter auto sense mode.



Automatic Scanning Mode

### Continuous Mode

This mode enables the engine to scan/capture, decode and transmit over and over again.



Continuous Scanning Mode



Enter Configuration



Exit Configuration

## USB Interface (Optional)

### USB HID-KBW

By default, the scanner is in HID mode as a Keyboard device. It works on a Plug and Play basis and no driver is required.



\*\*USB HID Keyboard


### USB COM Port Emulation

If you connect the scanner to the Host via a USB connection, the USB COM Port Emulation feature allows the host to receive data in the way as a serial port does. A driver is required for this feature



USB Virtual COM Port

### Serial Port



Serial Port



Enter Configuration



Exit Configuration

Serial Baud rate



9600(default)



19200



38400



57600



115200



230400




Enter Configuration



Exit Configuration

## Terminator Configuration

The scanner provides a shortcut for configuring the terminating character suffix to CR or CRLF and enable it by scanning the appropriate barcode below.



No terminator



CR/LF



\*\*CR/Enter



Tab

## Caps Lock



Disable



Enable



Enter Configuration



Exit Configuration

## Same barcode reading



Do not re-read the same barcode



Interval reading

## Arming Light



Enable when scanning



Enable Always



Disable



Enter Configuration



Exit Configuration